


INFINITY MODULE

260W
6PB SERIES
250W-260W

POLYCRYSTALLINE SOLAR MODULE



60 CELL
MULTICRYSTALLINE MODULE

250-265W
POWER OUTPUT RANGE

16.2%
MAXIMUM EFFICIENCY

0 to +5%
POSITIVE POWER TOLERANCE

CERTIFICATION



Excellent low light performance on cloudy days, mornings and evenings

- Advanced surface texturing
- Back surface field
- Selective emitter



Maximize Limited Space

- 60-cell module power output up to 265W
- Up to 162W/m² power density



Highly reliable due to stringent quality control

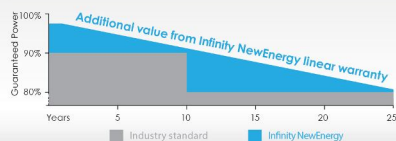
- All modules have to pass electroluminescence (EL) inspection
- Over 30 in-house tests (UV, TC, HF, and many more)
- In-house testing goes well beyond certification requirements
- PID resistant



Certified to withstand challenging environmental conditions

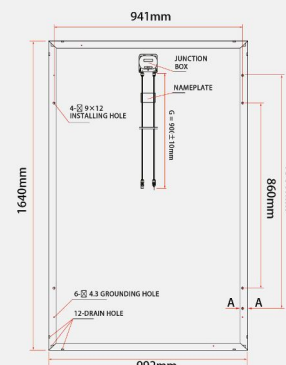
- 130 km/h wind load (2400 Pa)
- 900 kg snow load per module (5400 Pa)
- 35 mm hail stones at 97 km/h

LINEAR PERFORMANCE WARRANTY
12 Year Product Warranty • 25 Year Linear Power Warranty

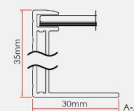


www.infinitynewenergy.com

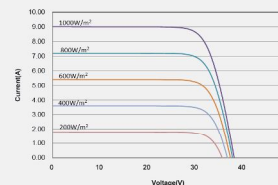
DIMENSIONS OF PV MODULE INE-6PB




Back View



I-V CURVES OF PV MODULE INE-6PB



Dealer Information



Infinity New Energy Co.,Ltd
Add.:Jintao Road,Zhouzhuang,Jiangyin City,
Jiangsu Province,China 214423

ELECTRICAL DATA @ STC	INE-250-6PB	INE-255-6PB	INE-260-6PB	INE-265-6PB
Peak Power Watts-P _{max} (Wp)	250	255	260	265
Power Output Tolerance-P _{max} (%)	0/+5	0/+5	0/+5	0/+5
Maximum Power Voltage-V _{MPP} (V)	30.3	30.5	30.6	30.8
Maximum Power Current-I _{MPP} (A)	8.27	8.37	8.50	8.61
Open Circuit Voltage-V _{oc} (V)	38.0	38.1	38.2	38.3
Short Circuit Current-I _{sc} (A)	8.79	8.88	9.00	9.10
Module Efficiency η _m (%)	15.3	15.6	15.9	16.2

STC: Irradiance 1000 W/m², Cell Temperature 25°C, Air Mass AM1.5 according to EN 60904-3.
Average efficiency reduction of 4.5% at 200 W/m² according to EN 60904-1.

ELECTRICAL DATA @ NOCT	INE-250-6PB	INE-255-6PB	INE-260-6PB	INE-265-6PB
Maximum Power-P _{max} (Wp)	186	190	193	197
Maximum Power Voltage-V _{MPP} (V)	28.0	28.1	28.3	28.4
Maximum Power Current-I _{MPP} (A)	6.65	6.74	6.84	6.93
Open Circuit Voltage-V _{oc} (V)	35.2	35.3	35.4	35.5
Short Circuit Current-I _{sc} (A)	7.10	7.17	7.27	7.35

NOCT: Irradiance at 800 W/m², Ambient Temperature 20°C, Wind Speed 1 m/s.

MECHANICAL DATA

Solar Cells	Multicrystalline 156 x 156 mm
Cell Orientation	60 cells (6 x 10)
Module Dimensions	1640 x 992 x 35 mm
Weight	18.2 kg
Glass	High Transparency, Anti-Reflective, AR Coated and Heat Tempered Solar Glass - 3.2mm
Backsheet	White
Frame	Silver Anodized Aluminium Alloy (Black Available)
J-Box	IP 67 rated
Cables	Photovoltaic Technology cable 4.0 mm ² , 900mm(Customized Available)
Connector	MC4 Compatible

TEMPERATURE RATINGS

Nominal Operating Cell Temperature (NOCT)	44°C (±2K)
Temperature Coefficient of P _{max}	-0.41%/K
Temperature Coefficient of V _{oc}	-0.32%/K
Temperature Coefficient of I _{sc}	0.05%/K

MAXIMUM RATINGS

Operational Temperature	-40 to +85°C
Maximum System Voltage	1000V DC (IEC)
Max Series Fuse Rating	15A
Mechanical Load	5400pa
Wind Load	2400pa

PACKAGING CONFIGURATION

Modules per box:	30 pieces
Modules per 40' container:	840 pieces

WARRANTY

12 year Product Workmanship Warranty
25 year Linear Performance Warranty
(Please refer to product warranty for details)

INSURANCE

Product liability insurance with CHUBB Group
Product performance(E&O)insurance CHUBB Group

Http://www.infinitynewenergy.com
E-mail:sales@infinitynewenergy.com
Tel:0086-510-86977681
Fax:0086-510-86905687

Infinity NewEnergy - Make Things Better!